


**MANFORD**

# EL850

## CNC MACHINING CENTER




# Invincible Structure, Superb Rigidity



Standard with Carousel type 16 tools ATC.  
Option: 20 tools



Arm type 24 tools ATC (optional)



**Meehanit Cast Iron** ■■■■

**Stress relieved, deformation free** ■■■■

**High damping coefficient** ■■■■


**Designed with Finite Element Method** ■■■■

**Oil-coolant separation structure** ■■■■





The Linear Motion Guideways feature low friction and free from stick-and-slip problem, such the characteristics is especially suitable for high speed 3D cutting and finishing. The quality of workpiece surface is increased; the need of manual polishing workpiece surface is reduced.



Axis motors are direct coupled with ball screws, featuring high efficient motion control, high response and low noise.



Specification	EL850
<b>TABLE</b>	
Table size	37" X 20"
T-slot (Size x O'ty x Distance)	.706" X 5 X 3.93"
Max. load capacity	3,080 lbs (Centered and Evenly Distributed)
<b>TRAVEL</b>	
X/Y/Z AXIS	33"X 20" X 20"
Spindle nose to table surface	5.5-25.6"
Spindle center to column front surface	21.8"
<b>SPINDLE</b>	
Spindle taper	CAT40
Spindle speed	8500 RPM (Opt 10000, 12000 RPM)
Transmission of spindle & motor	Direct Drive
<b>FEED RATE</b>	
Rapid feed rate of X, Y & Z	1,418 IPM
Cutting feed rate	800 IPM (with HSM 1200 IPM
<b>MOTOR</b>	
Spindle motor	5.5 / 7.5Kw ( 10 HP) (Optional Direct Drive 30 HP)
XYZ feed motors	2KW
<b>AUTOMATIC TOOL CHANGER</b>	
No. of tools	Armless type16 tools (Opt: Armless20 tools / Arm type 24 tools)
Max. tool diameter	3.9" -5.9
Max. tool length	11"
Max. tool weight	15 lbs
<b>ACCURACY</b>	
Positioning	+/- .0002"
Repeatability	+/- .00012"
<b>OTHER</b>	
Coolant pump	3/4 HP
Air source	80 PSI @8 CFM
Machine dimension (L x W x H)	102"x91.7"x105"
Machine net weight	9,020 LBS
Machine gross weight	9,840 LBS
CNC control system	Mitsubishi M700/ Fagor 8065/ Fanuc 0iMD

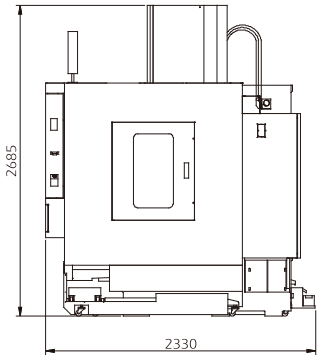
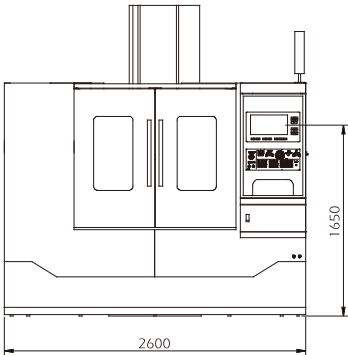
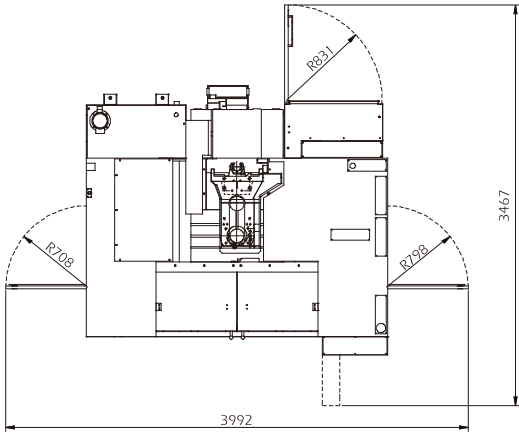
We reserve the right of modify and improve our products

STANDARD ACCESSORIES

- Rigid tapping
- RS-232 interface
- Auto power off
- Auto lubrication
- Coolant pump
- Work light (LED)
- Programming light (3 colors)
- Heat exchanger for electrical cabinet
- Full guarding
- Leveling bolts & plate
- Tools & box

OPTIONAL ACCESSORIES

- Spindle oil cooler
- Screw type chip conveyor
- Chain type chip conveyor
- Oil skimmer
- Air conditioner for electrical box
- Tool length measurement
- Workpiece measurement
- 4th axis
- CE electricity
- Transformer



REINEN MACHINE SALES, INC.  
 11 LAOMATONG WAY  
 BEDMINSTER, NJ 07921  
 908-541-0055  
 INFO@REINENMACHINE.COM